

# Eureka Math™

# Grade K

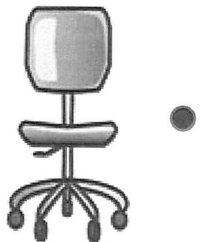

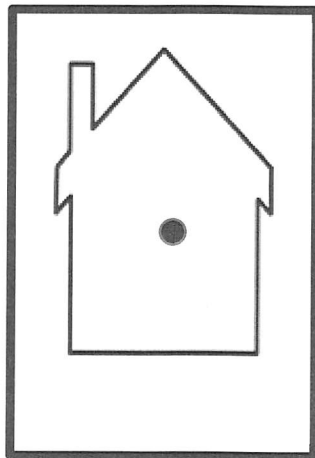
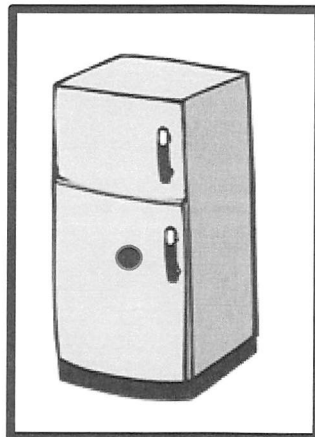


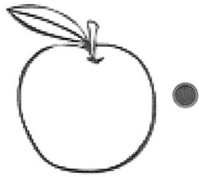
Lessons

5-8

Name \_\_\_\_\_

Date \_\_\_\_\_

Draw a line with your ruler to show where each thing belongs.



Name \_\_\_\_\_

Date \_\_\_\_\_

Use the cutouts. Glue the pictures to show where each belongs. Tell an adult how many are in each place.


Library




School



Grocery Store



## Homework Cutouts



Name \_\_\_\_\_


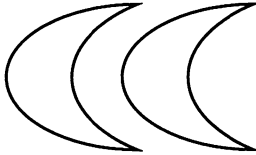
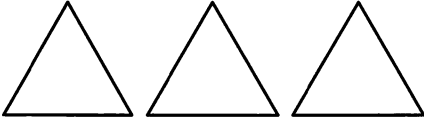


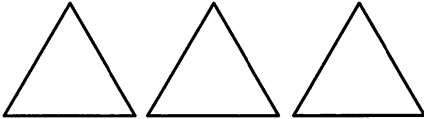
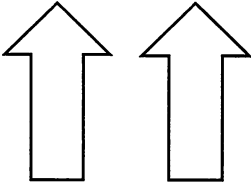

Date \_\_\_\_\_

Count and color.

**2**  
red

**3**  
blue





**4**  
orange

Name \_\_\_\_\_

Date \_\_\_\_\_


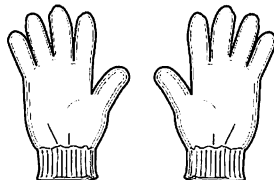



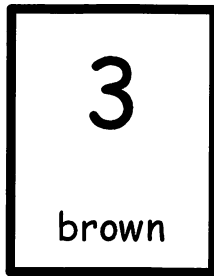
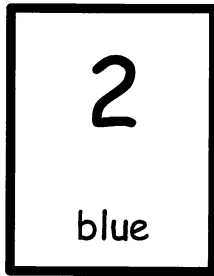

Draw lines to put the treasures in the boxes.



Name \_\_\_\_\_

Date \_\_\_\_\_

Count and color.



Name \_\_\_\_\_

Date \_\_\_\_\_

Count and color.

**1**

Black

**2**

Blue

**3**

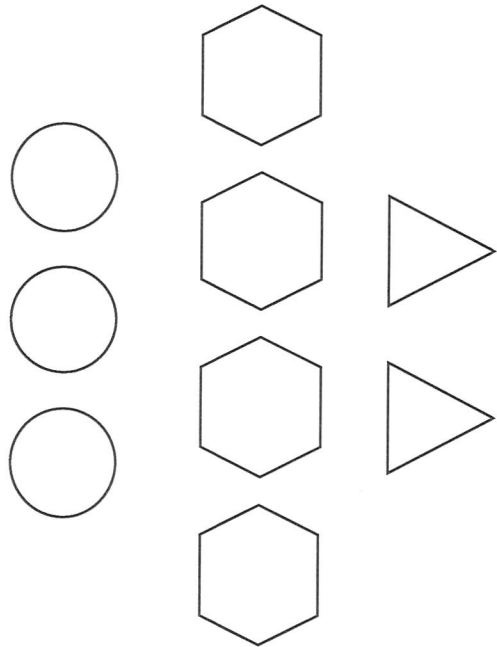
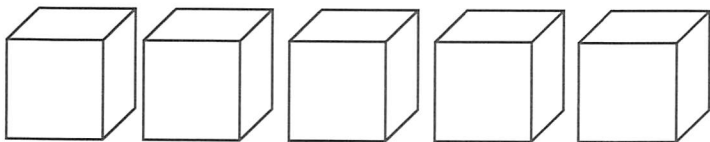
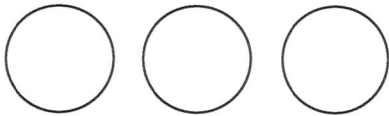
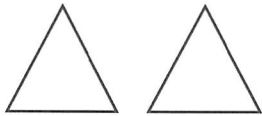

Brown

**4**

Red

**5**

Yellow





Name \_\_\_\_\_

Date \_\_\_\_\_

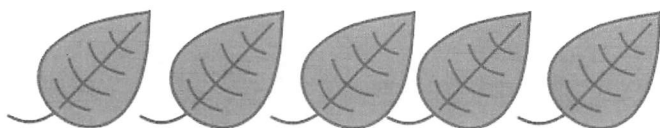
Count the objects. Circle the correct number.



1            2            3



1            2            3



3            4            5



2            3            4



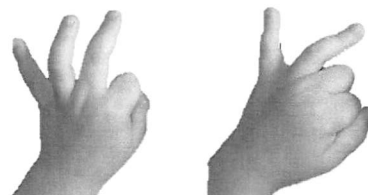
4            3            2



5            4            1



4            3            2










5            4            1

Name \_\_\_\_\_

Date \_\_\_\_\_

Count. Circle the number that tells how many dots in all.

	4	5
	4	5
	4	5
	4	5
	4	5
	4	5
	4	5